

130 Mount Holly Bypass Lumberton, NJ



One Underwood Court, P.O. Box 1605
Delran, New Jersey 08075-0117
(856) 764-2600
E-mail: leasing@whitesellco.com

130 Mt. Holly Bypass

BURLINGTON COUNTY BUSINESS CENTER **NJ Route 38 & Co. Route 541** **Lumberton/Hainesport, NJ**

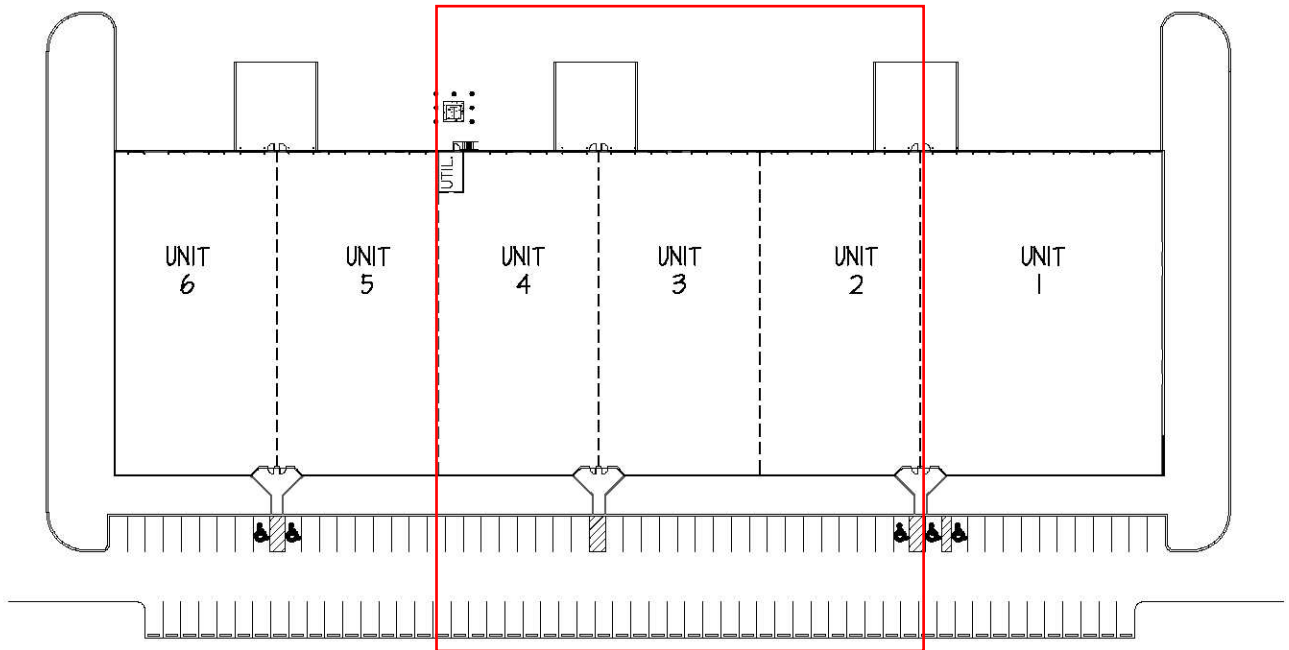
The Burlington County Business Center is located within several miles of NJ Turnpike Exit 5 and Exit 40 of I-295 and was built in response to the needs of enterprises requiring a highly accessible location in Burlington County. The park features attractive modern warehouse, flex office, retail, and professional buildings at the crossroads of NJ Route 38 and County Route 541 (the Mount Holly Bypass) in Lumberton, NJ.

Each building in the park has been thoughtfully designed with the end user in mind. Onsite warehouse & flex buildings feature wide bay spacing, high clear heights, skylights, modern mechanicals, and ample loading opportunities. Office suites offer modern mechanicals, large windows, and quality finishes.

Plentiful amenities and public transportation are found onsite at the center making this an ideal workplace destination.







FEATURES:

- 84,564 SQ. FT. TOTAL
- ELECTRICAL SERVICE:
 - 2T1/480 VOLTS; 12/208 VOLTS;
 - 2000 AMPS; 3 PHASE
- MECHANICAL:
 - GAS HEAT
 - OFFICE AIR CONDITIONED
- TYPICAL STRUCTURAL BAY:
 - 40'-0" x 40'-0"
- CLEAR HEIGHT: 24'-8 1/2"
- (19) 8'-0" x 10'-0" DOCK DOORS
- (6) 12'-0" x 12'-0" DRIVE-IN DOORS
- III PARKING SPACES

UNIT AREAS:

- UNIT 1 - 19,735 S.F.
- UNIT 2 - 13,043 S.F.
- UNIT 3 - 13,043 S.F.
- UNIT 4 - 12,766 S.F.
- UNIT 5 - 12,766 S.F.
- UNIT 6 - 13,211 S.F.


Units 2-4

38,734 sq ft

Approx. 6,600 sq ft office

8 TG's

3 DI's

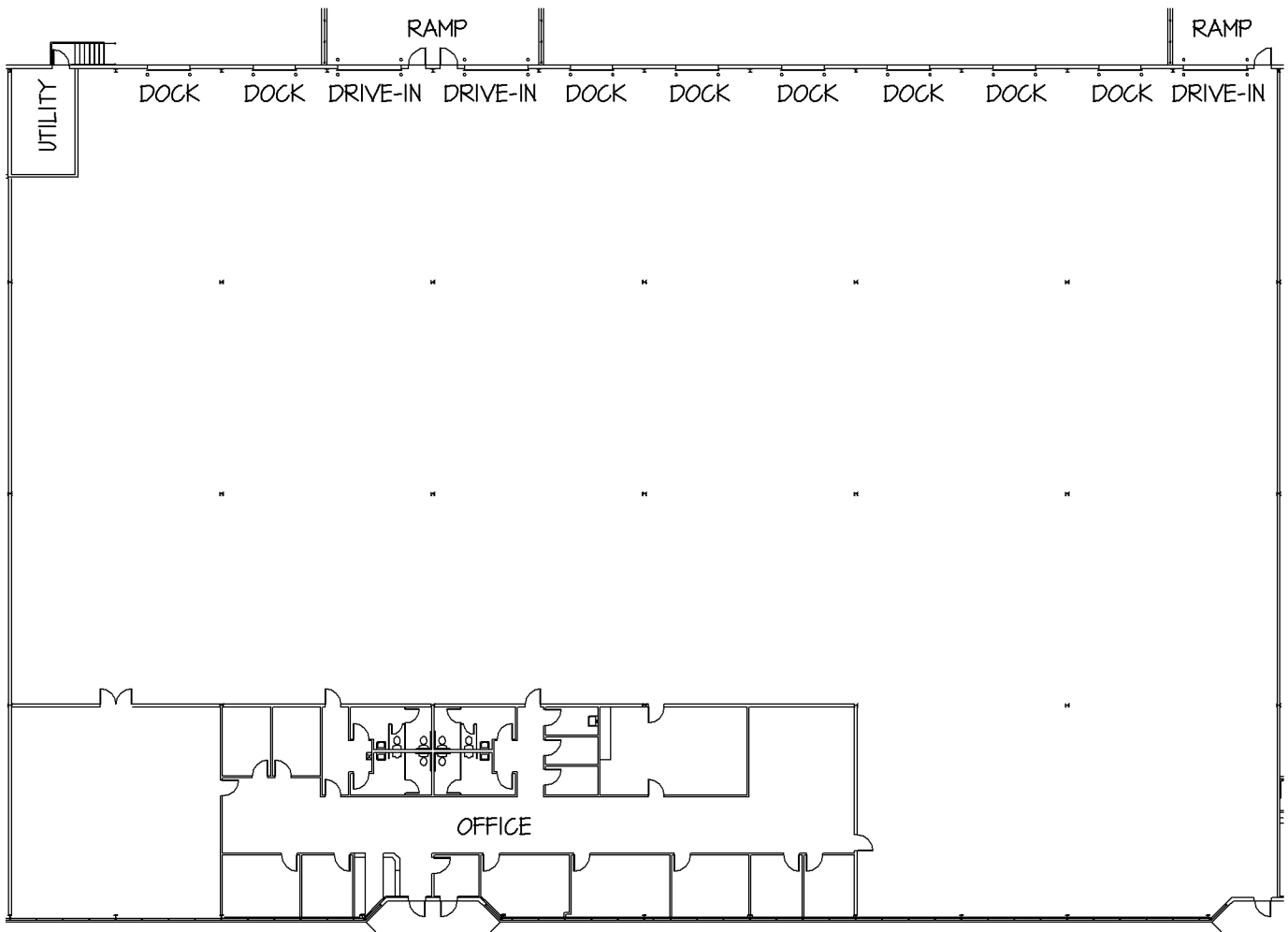


Whitesell Construction Co. Inc.

One Underwood Court
 Delran, New Jersey 08075
 (856) 764-2600

UNIT No. OVERALL	DATE: 10/24/07	SCALE: 1/8" = 1'-0"
----------------------------	--------------------------	-------------------------------

130 MT. HOLLY BY-PASS (BLDG. 'B')
LUMBERTON, NEW JERSEY



FEATURES:

- 38,852 SQ. FT. TOTAL
6,600 SQ. FT. OFFICE
32,252 SQ. FT. WAREHOUSE
- ELECTRICAL SERVICE:
480/277 VOLTS - 3 PHASE - 600 AMPS;
208/120 VOLTS
- MECHANICAL:
- GAS HEAT
- OFFICE AIR CONDITIONED
- TYPICAL STRUCTURAL BAY:
40'-0" x 40'-0"
- CLEAR HEIGHT: 24'-8 1/2"
- (8) 8'-0" x 10'-0" DOCK DOORS
- (3) 12'-0" x 12'-0" DRIVE-IN DOORS



Whitesell Construction Co. Inc.

One Underwood Court
Delran, New Jersey 08075
(856) 764-2600

UNIT No.

UNITS 2-4

DATE:

06/06/14

SCALE:

N.T.S.

130 MT. HOLLY BY-PASS (BLDG. 'B')
LUMBERTON, NEW JERSEY